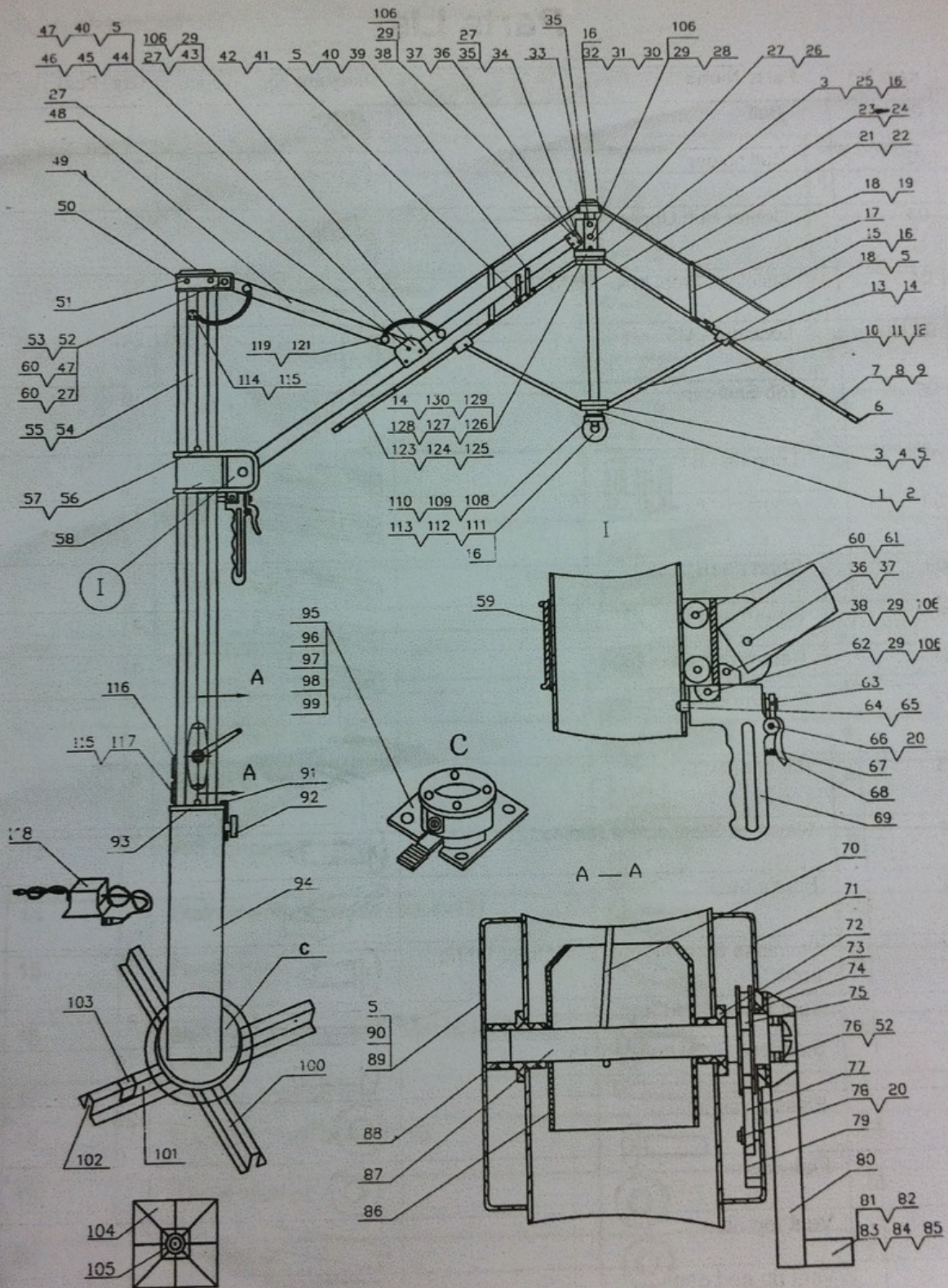






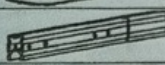





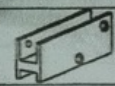

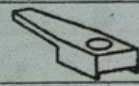
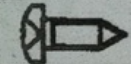

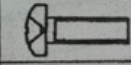



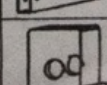








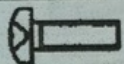




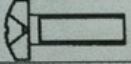

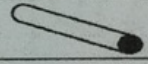

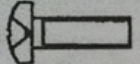











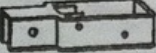

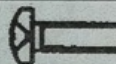





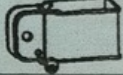








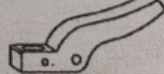

Diagram & Parts list

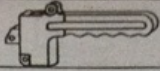






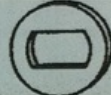


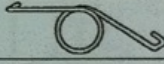



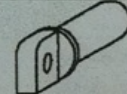

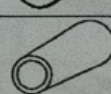







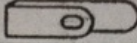












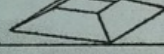
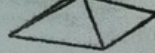

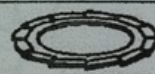


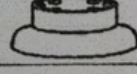
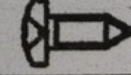
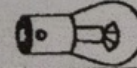
Parts List










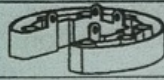


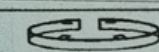



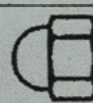

Item No	Parts Name	Diagram	Qty (Pcs)
01	Ball		1
02	Ball holder		1
03	Center Hub Upper or Lower		2
04	Stainless Steel bolt - M5*30		8
05	Lock nut - M5		24
06	Rib End cap		16
07	Long rib - 81"		4
08	Short rib (A) - 58"		1
09	Short rib (B) - 58"		3
10	Return arm (A) - 27"		4
11	Return arm (B) - 26"		4
12	Rib End cap		8
13	Rib connector		8
14	Stainless Steel screw (dia.4x12)		28
15	Fabric hook		8
16	Stainless Steel screw - M4*16 for fabric hook		15
17	Vent top support arm		8
18	Stainless Steel bolt-M5*15		16
19	Plastic washer		28
20	Flat washer		2
21	Vent top rib		4
22	Vent rib end cap		4

23	Center pole - 21.6"		1
24	Rope guide insert		1
25	Rib pin		16
26	Positioning clip		1
27	Pulley		6
28	Tubular nut - M6*44		1
29	Stainless Steel bolt - M4*8		12
30	Vent top hub		1
31	Stainless Steel bolt - M4*28		4
32	Lock nut (M4)		4
33	Vent top cap		1
34	Lower support arm connector bracket		1
35	Rivet		8
36	Stainless Steel bolt - M8*45		2
37	Lock nut (M8)		2
38	Tubular nut - M6*34		2
39	Plastic washer		4
40	Stainless Steel bolt - M5*40		6
41	Sleeve for rib		1
42	Lower support arm 61.42"		1
43	Tubular nut - M6*25		1
44	Clamp		1
45	Washer for clamp		1

46	Stainless Steel bolt – M6*40		2
47	Lock nut (M6)		2
48	Upper support arm 32.28"		1
49	Top Cap for Main Frame		1
50	Top holder		1
51	Tubular nut (dia.8x55.)		1
52	Stainless Steel bolt – M6*45		3
53	Tubular nut (dia.6x55)		1
54	Main Frame		1
55	Bottom cap for Main Frame		1
56	Positioning bolt – M6*60		2
57	Positioning nut (M6)		4
58	Smooth runner		1
59	Washer for smooth runner		1
60	Pin for wheel		2
61	Wheel		2
62	Tubular nut – M6*38		1
63	Cotter pin		1
64	Plastic end		1
65	Pin		1
66	Rivet		1
67	Tilt handle trigger		1
68	Spring for Trigger control		1

69	Tilt handle		1
70	Rope		1
71	Crank Housing Cover(Front)		1
72	Axle sleeve #1		1
73	Washer for crank		1
74	Baffle		2
75	Sprocket wheel		1
76	Adjustable washer		1
77	Pawl		1
78	Stainless Steel bolt (dia.4x6)		1
79	Twist spring		1
80	Crank handle		1
81	Spring		1
82	Elastic pin		1
83	Crank handle knob		1
84	Rivet for crank		1
85	Knob cover		1
86	Sleeve for rope		1
87	Main axle		1
88	Axle sleeve # 2		1
89	Stainless Steel bolt – M5*113		2
90	Crank housing cover (rear)		1

91	Thumbscrew clip		1
92	Thumbscrew knob		1
93	Support base sleeve insert		1
94	Support Base		1
95	Base cover		1
96	Rotating Base		1
97	Alan Head bolt – M8*20		4
98	Alan Head bolt – M8*30		4
99	Washer		8
100	Upper cross base		1
101	Lower cross base		1
102	Cross base end cap		4
103	Cross Base Insert		1
104	Main canopy		1
105	Top Vent Cover		1
106	Lock washer - 4		12
107	Lock washer - 6		2
108	Plug		3
109	Light bulb dome		1
110	Light dome holder		1
111	Stainless Steel screw – M3*10		3
112	Light bulb		1

113	Light bulb socket assembly		1
114	Connecting socket (male and female)		1
115	Stainless Steel screw – M2*10		6
116	Power switch		1
117	Power Socket - +		1
118	Transformer		1
119	Wire UL18# with three cores Sleeve		5.3m
120	Nylon sleeve insert		0.3m
121	Sleeve		4
122	Heat shrinking tube		0.3m
123	Long rope light 77.95"		4
124	Short rope light 55.12"		3
125	Rope Light for rib under Lower support arm 55.12"		1
126	Electric box		1
127	Electric box cover		1
128	Wire connecting piece # 1		1
129	Wire connecting piece # 2		1
130	Half-round washer		4
131	Décor cap for positioning nut		4
132	Décor cap for M8 Nut		2
133	Décor cap for M6 Nut		2
134	Décor cap for M5 Nut		2
135	Instruction		1
136	Carton		1
137	Plastic bag		1